

Test Report No. 719177508-MEC10/01-CLC
dated 27 SEPT 2010



PSB Singapore

Choose certainty.
Add value.

Note: This report is issued subject to TÜV SÜD PSB's "Terms and Conditions Governing Technical Services".
The terms and conditions governing the issue of this report are set out as attached within this report.

SUBJECT:

Testing of Tap/Fitting/Mixers.

TESTED FOR:

Vola A/S
Lunavej 2
DK 8700 Horsens
Denmark

Attn: Mr. Tommy Jorgenson

METHOD OF TEST:

PUB Requirement for Water Efficiency Labelling Scheme

BS EN 1287 : 1999 Sanitary tapware – Low pressure thermostatic mixing valves –
General technical specifications

DESCRIPTION OF SAMPLE:

Product : Tap/Fittings/Mixers
Brand Name : Vola

S/N	Description	Model
1.	Thermostatic mixer for bath filling and mixer with hand shower	VOLA BK13

Note:

Refer to APPENDIX for photo.



Laboratory:
TUV SUD PSB Pte. Ltd.
No.1 Science Park Drive
Singapore 118221


Phone : +65-6885 1333
Fax : +65-6776 8670
E-mail: testing@tuv-sud-psb.sg
www.tuv-sud-psb.sg
Co. Reg : 199002667R

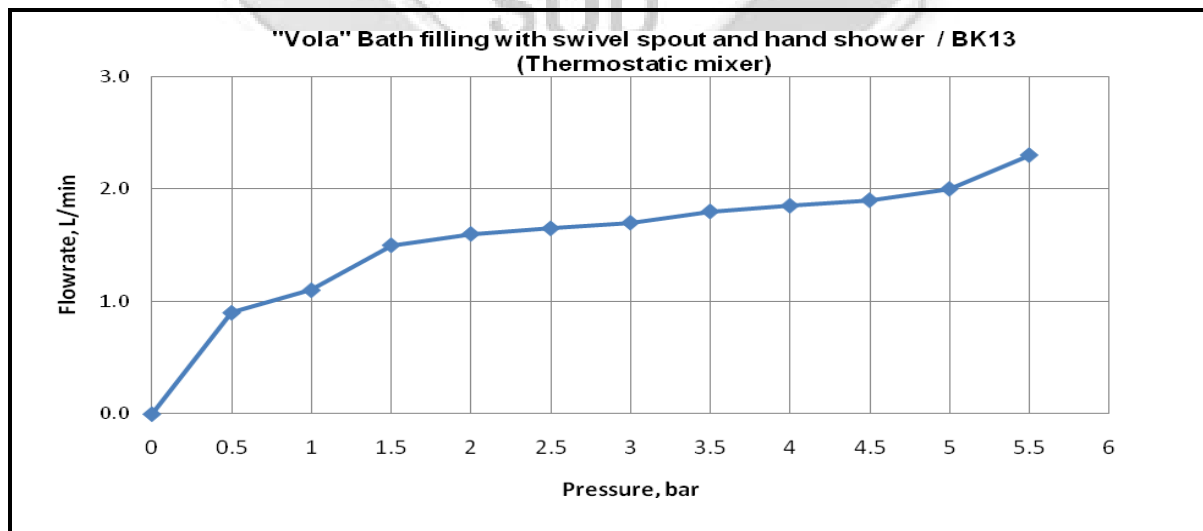
Regional Head Office:
TUV SUD Asia Pacific Pte. Ltd.
3 Science Park Drive, #04-01/05
The Franklin, Singapore 118223
TUV[®]

TEST RESULTS:

Hydraulic Characteristics

- 1) Description: Thermostatic mixer for bath filling and mixer with hand shower
Model: BK13

Flow Pressure (bar)	Flow Rate (litres/min)	Flow Rate Requirements for Water Efficiency Labelling	Photo
0	0	<p>Products/Fittings Shower Taps & Mixers</p> <p>7 to 9 litres/min (1 tick) 5 to 7 litres/min (2 ticks) 5 litres/min or less (3 ticks)</p>	
0.5	0.9		
1.0	1.1		
1.5	1.5		
2.0	1.6		
2.5	1.7		
3.0	1.7		
3.5	1.8		
4.0	1.9		
4.5	1.9		
5.0	2.0		
5.5	2.3		



Cher

Aldehny



TEST RESULTS:

(A1) Leaktightness Characteristics

Sample Reference	VOLA BK13	BS EN 1287 : 1999 Requirement
Characteristics		
Leaktightness of the thermostatic mixing valve upstream of the obturator and of the obturator	Passed	Clause 9.3.2 The valve shall withstand a hydraulic pressure of 16 bar for a duration of 60 seconds without leakage.
Leaktightness of the thermostatic mixing valve downstream of the obturator	Passed	Clause 9.5.2 The valve shall withstand a hydraulic pressure of 16 bar for a duration of 60 seconds without leakage.
Leaktightness of the manual diverter of the thermostatic mixing valve	Passed	Clause 9.6.2 For the duration of the test, there shall be no leakage at the outlet points indicated.

(B1) Torsion Test

Sample Reference	VOLA BK13	BS EN 1287 : 1999 Requirement
Characteristics		
Submitting the operating mechanism to a given torque to verify its strength with no water supplied	Passed	Clause 13.2.4 There shall be no deformation or other deterioration which impairs the function of the mixing valve; the mixing valve shall satisfy the requirement for leaktightness.

Cher

Alshay



TEST RESULTS: (Cont'd)

(C1) Mechanical Performance under Pressure Characteristics

Sample Reference	VOLA BK13	BS EN 1287 : 1999 Requirement
Characteristics		
Mechanical behaviour upstream of the obturator - Obturator in the close position	Passed	Clause 11.3.2 Throughout the duration of the test, there shall be no permanent deformation of the thermostatic mixing valve.
Mechanical behaviour downstream of the obturator - Obturator in the open position	Passed	Clause 11.4.2 There shall be no permanent deformation of the thermostatic mixing valve.

(D1) Mechanical Endurance Characteristics (On/Off Flow control device)

Sample Reference	VOLA BK13	BS EN 1287 : 1999 Requirement
Characteristics		
50,000 cycles of opening & closing	Passed	Clause 12.2.4 During the test, no failure of any component part shall occur. After the test, verify the application of the tests given in 9.3 to 9.5.

(E1) Mechanical Endurance Characteristics (Manual Diverter)

Sample Reference	VOLA BK13	BS EN 1287 : 1999 Requirement
Characteristics		
30,000 cycles of opening & closing	Passed	Clause 12.3.2 During the test, no component fracture, blockage of the mechanism, leakage from the nozzle or shower/shower head or the diverter control joint shall occur.

Cher

Edelberg



TEST RESULTS: (Cont'd)

(F1) Hydraulic Operating Characteristics – Determination of flow rate

Sample Reference		VOLA BK13		BS EN 1287 : 1999 Requirement	
Characteristics					
Flow rate test at dynamic reference pressure 0.1 bar	Combined	Shower	0.6**	4,8 to 6,0 l/min	Wash basin
				6,0 to 7,5 l/min	Showers, sinks
				7,5 to 15,0 l/min	bidet
				Min. 15 l/min	Baths

****Non-compliance with BS EN 1287 : 1999 requirements (Please refer to page 7 of 9).

(G1) Hydraulic Operating Characteristics – Sensitivity

Sample Reference	VOLA BK13	BS EN 1287 : 1999 Requirement
Characteristics		
Sensitivity	Passed	Shall comply with Clause 10.6

Cher

Aldehuy



TEST RESULTS: (Cont'd)

(H1) Hydraulic Operating Characteristics – Safety with Cold Water Failure

Sample Reference	VOLA BK13	BS EN 1287 : 1999 Requirement
Characteristics		
Blend water temperature before test (°C)	38.6° C	38 ± 1 °C
Volume of water collected during the first 5s after cold water failure	10 ml	200 ml max
Volume of water collected during the second collection period of 30s after cold water failure	10 ml	300 ml max
Temperature of mixed water after restoration of the cold water	39.5° C	Deviation from set temperature shall not exceed 2°C

(J1) Hydraulic Operating Characteristics – Temperature stability with changing inlet pressure

Sample Reference	VOLA BK13	BS EN 1287 : 1999 Requirement
Characteristics		
Blend water temperature before test (°C)	38.6° C	38 ± 1 °C
Temperature of the mixed water after pressure reduction and stabilization	38.7°C	Deviation from set temperature shall not exceed 2°
Temperature of the mixed water after pressure restoration and stabilization	39.1°C	Deviation from set temperature shall not exceed 2°

Cher


Aldehny



REMARKS:

S/N	Type of tap fittings	Model	BS EN 1287 : 1999 Requirement	Characteristics
1.	Thermostatic mixer for bath filling and mixer with hand shower	VOLA BK13	Complied	A) Leaktightness Characteristics B) Torsion Test C) Mechanical Performance under Pressure Characteristics D) Mechanical Endurance Characteristics (On/off control device) E) Mechanical Endurance Characteristics (Manual Diverter) F) Hydraulic Operating Characteristics – Determination of flow rate G) Hydraulic Operating Characteristics – Sensitivity H) Hydraulic Operating Characteristics – Safety with Cold Water Failure J) Hydraulic Operating Characteristics – Temperature stability with changing inlet pressure

- a. Effect on Water Reference : S08MEC07709-1A&1B-LYP dated 08/04/2009 and S08MEC07709-2A&2B-LYP dated 08/04/2009
- d. Chemical Composition BS EN 12165 Reference : 719176458-MEC10-CES dated 29/Apr/2010.
- e. DZR BS EN 12165 Reference : 719176458-MEC10-YYH-SBT dated 27 Apr 2010.


Chua Lee Choong
Associate Engineer


Chua Peck Cheong
Product Manager
Automotive & Industrial Group
Mechanical Centre

APPENDIX




Photo 1. VOLA 13
Thermostatic mixer for bath filling and mixer with
hand shower

Cher

Edelberg



This Report is issued under the following conditions:

1. Results of the testing/calibration in the form of a report will be issued immediately after the service has been completed or terminated.
2. Unless otherwise requested, this report shall contain only technical results carried out by TÜV SÜD PSB. Analysis and interpretation of the results and professional opinion and recommendations expressed thereupon, if required, shall be clearly indicated and additional fee paid for, by the Client.
3. This report applies to the sample of the specific product/equipment given at the time of its testing/calibration. The results are not used to indicate or imply that they are applicable to other similar items. In addition, such results must not be used to indicate or imply that TÜV SÜD PSB approves, recommends or endorses the manufacturer, supplier or user of such product/equipment, or that TÜV SÜD PSB in any way "guarantees" the later performance of the product/equipment. Unless otherwise stated in this report, no tests were conducted to determine long term effects of using the specific product/equipment.
4. The sample/s mentioned in this report is/are submitted/supplied/manufactured by the Client. TÜV SÜD PSB therefore assumes no responsibility for the accuracy of information on the brand name, model number, origin of manufacture, consignment or any information supplied.
5. Additional copies of the report are available to the Client at an additional fee. No third party can obtain a copy of this report through TÜV SÜD PSB, unless the Client has authorised TÜV SÜD PSB in writing to do so.
6. TÜV SÜD PSB may at its sole discretion add to or amend the conditions of the report at the time of issue of the report and such report and such additions or amendments shall be binding on the Client.
7. All copyright in the report shall remain with TÜV SÜD PSB and the Client shall, upon payment of TÜV SÜD PSB's fees for the carrying out of the tests/calibrations, be granted a license to use or publish the report to the third parties subject to the terms and conditions herein, provided always that TÜV SÜD PSB may at its absolute discretion be entitled to impose such conditions on the license as it sees fit.
8. Nothing in this report shall be interpreted to mean that TÜV SÜD PSB has verified or ascertained any endorsement or marks from any other testing authority or bodies that may be found on that sample.
9. This report shall not be reproduced wholly or in parts and no reference shall be made by the Client to TÜV SÜD PSB or to the report or results furnished by TÜV SÜD PSB in any advertisements or sales promotion.
10. Unless otherwise stated, the tests were carried out in TÜV SÜD PSB Pte Ltd, No.1 Science Park Drive Singapore 118221.

March 2010